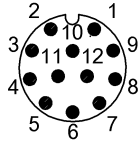
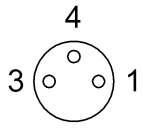


Connector Drawings



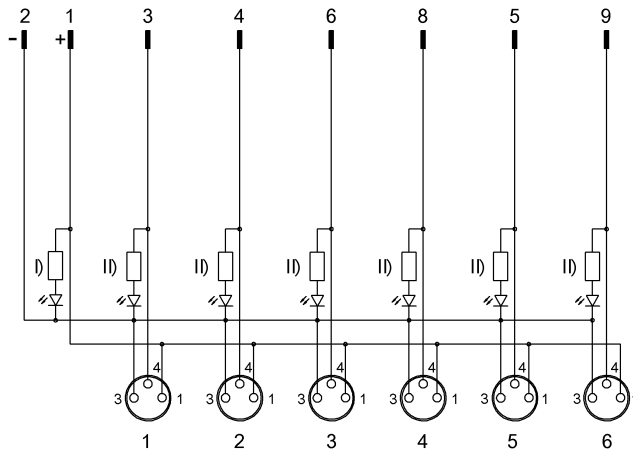
I/O ports

PIN 1: +24V

PIN 3: 0V

PIN 4: Normally open

Wiring Diagrams



I) LED green

II) LED yellow